



अमृत महा आवास अभियान २०२२-२३

दैनिक प्रगती अहवाल : ०९.०६.२०२३

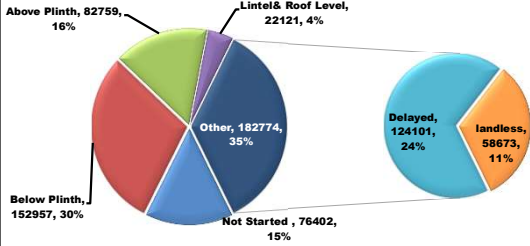
प्रधानमंत्री आवास योजना ग्रामीण – मंजूरी, पूर्ण घरकुले, हप्ते वितरण, भूमिहीन, आर्थिकदृष्ट्या अपुर्ण
राज्य पुरस्कृत ग्रामीण आवास योजना – मंजूरी, पूर्ण घरकुले, हप्ते वितरण, आर्थिकदृष्ट्या अपुर्ण

योजना	एकूण मंजूरी	दैनिक मंजूरी	एकूण पूर्ण	दैनिक पूर्ण घरकुले	दैनिक पहिला हप्ता वितरित	दैनिक दुसरा हप्ता वितरित	दैनिक तिसरा हप्ता वितरित
प्रधानमंत्री आवास योजना ग्रामीण	१४०८१४१	०	१०७४३३३	५७१	२३८	९२०	११२६
राज्य योजना	५७७५२७	३२५	४१५२९९	३६२	६५०	६७२	६१३
एकूण	१९८५६६८	३२५	१४८९६३२	९३३	८८८	१५९२	१७३९

PMAY-G Completion Progress Bar

76.3%

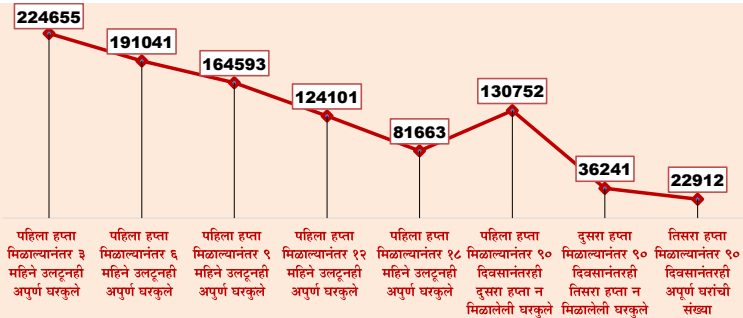
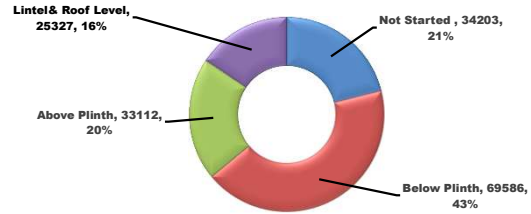
PMAY-G: Incomplete Houses bifurcation



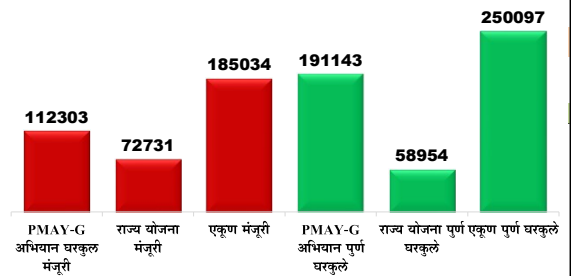
State Schemes Progress Bar

71.9%

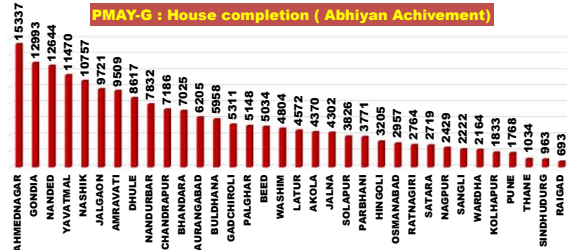
State Schemes: Incomplete Houses bifurcation



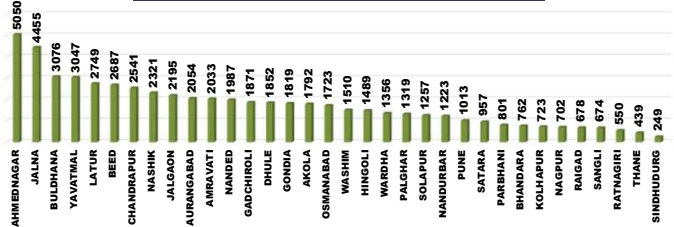
Abhiyan Achievement Day 201



PMAY-G : House completion (Abhiyan Achievement)



State Schemes : House completion (Abhiyan Achievement)



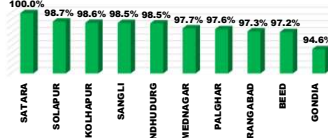
राज्य व्यवस्थापन कक्ष- ग्रामीण गृहनिर्माण
४ था मजला, दक्षिण कक्ष, सिडको भवन, सीबीडी बेलापूर, नवी मुंबई - ४०० ६१४.

Top and Bottom Ten Districts

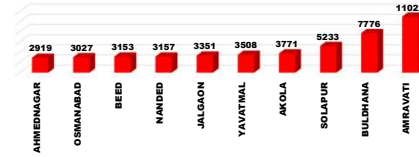
PMAY-G Delayed Houses TOP 10 Dist.



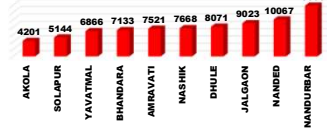
State Schemes Sanction TOP 10 Dist.



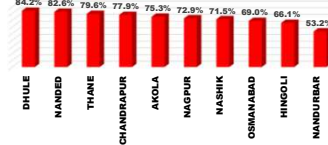
PMAY-G Remaining 1st Installments Bottom 10 Dist.



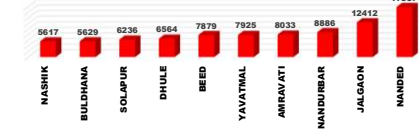
PMAY-G Delayed Houses Bottom 10 Dist.



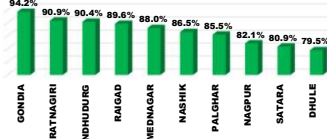
State Schemes Sanction Bottom 10 Dist.



PMAY-G Remaining 2nd Installments Bottom 10 Dist.



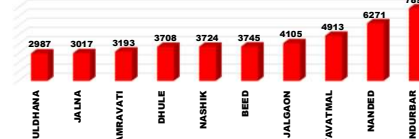
PMAY-G Completion TOP 10 Dist.



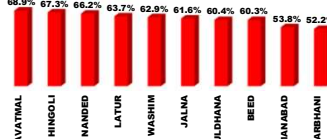
State Schemes Completion TOP 10 Dist.



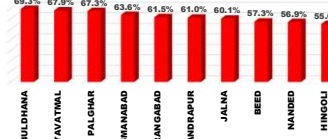
PMAY-G Remaining 3rd Installments Bottom 10 Dist.



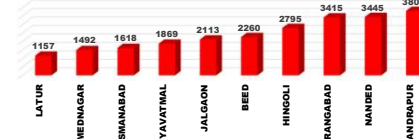
PMAY-G Completion Bottom 10 Dist.



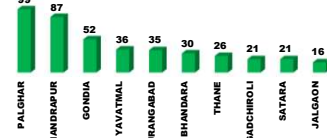
State Schemes Completion Bottom 10 Dist.



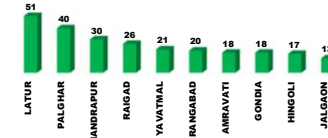
State Schemes Remaining 1st Installments Bottom 10 Dist.



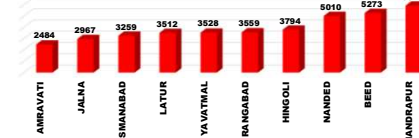
PMAY-G Daily Completion Top 10 Dist.



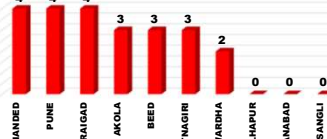
State Schemes Daily Completion Top 10 Dist.



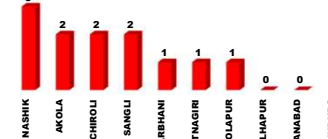
State Schemes Remaining 2nd Installments Bottom 10 Dist.



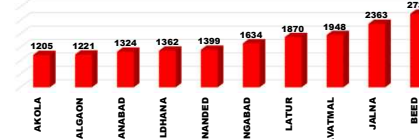
PMAY-G Daily Completion Bottom 10 Dist.



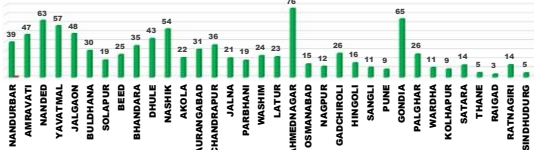
State Schemes Daily Completion Bottom 10 Dist.



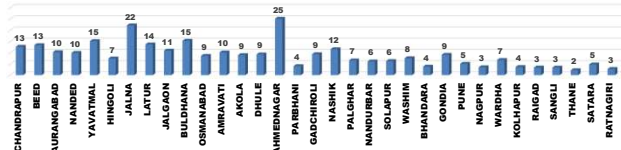
State Schemes Remaining 3rd Installments Bottom 10 Dist.



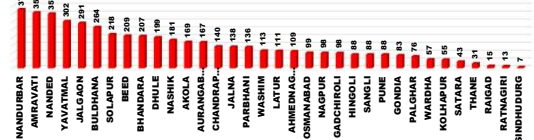
PMAY-G : Current Pace of Completion Per Day (Abhiyan)



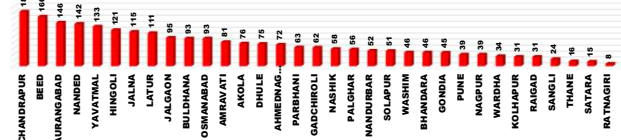
State Schemes : Current Pace of Completion Per Day (Abhiyan)



PMAY-G Required Pace of Completion Per Day



State Schemes Required Pace of Completion Per Day



प्रधानमंत्री आवास योजना ग्रामीण - मंजूरी (PWL+Awaas Plus)

Sr. No.	Division	Target (PWL+Awaas Plus)	08.06.2023	09.06.2023	Daily_Achievement	Remaining
1	NASHIK DIV.	413465	413440	413408	0	57
2	AMRAVATI DIV.	274101	274062	274061	0	40
3	AURANGABAD DIV.	237292	237281	237281	0	13
4	NAGPUR DIV.	291039	291031	291007	0	32
5	KONKAN DIV.	69611	69611	69598	0	13
6	PUNE DIV.	122828	122812	122786	0	43
Total		1408336	1408237	1408141	0	198

Sr. No.	District	Target (PWL+Awaas Plus)	08.06.2023	09.06.2023	Daily_Achievement	Remaining
1	AKOLA	48781	48778	48778	0	3
2	AURANGABAD	36514	36514	36514	0	0
3	BEED	35258	35253	35253	0	5
4	BULDHANA	44696	44696	44696	0	0
5	DHULE	64918	64917	64917	0	1
6	GADCHIROLI	31615	31615	31615	0	0
7	GONDIA	96140	96124	96124	0	16
8	HINGOLI	18083	18083	18083	0	0
9	JALGAON	79157	79152	79152	0	5
10	JALNA	24023	24023	24023	0	0
11	KOLHAPUR	17585	17585	17585	0	0
12	LATUR	20493	20493	20493	0	0
13	NAGPUR	36920	36920	36920	0	0
14	NANDED	69466	69463	69463	0	3
15	NANDURBAR	118980	118958	118958	0	22
16	NASHIK	89684	89683	89683	0	1
17	OSMANABAD	14393	14390	14390	0	3
18	PALGHAR	35188	35188	35188	0	0
19	PARBHANI	19062	19062	19062	0	0
20	PUNE	20288	20288	20288	0	0
21	RAIGAD	9820	9820	9820	0	0
22	RATNAGIRI	9871	9871	9871	0	0
23	SANGLI	21606	21606	21606	0	0
24	SINDHUDURG	5133	5133	5133	0	0
25	WASHIM	20355	20355	20355	0	0
26	YAVATMAL	65095	65094	65094	0	1
27	AMRAVATI	95174	95139	95138	-1	36
28	WARDHA	18507	18508	18507	-1	0
29	BHANDARA	64905	64912	64904	-8	1
30	SATARA	14977	14959	14949	-10	28
31	THANE	9599	9599	9586	-13	13
32	CHANDRAPUR	42952	42952	42937	-15	15
33	SOLAPUR	48372	48374	48358	-16	14
34	AHMEDNAGAR	60726	60730	60698	-32	28
Total		1408336	1408237	1408141	0	195

Remaining Sanction RANK

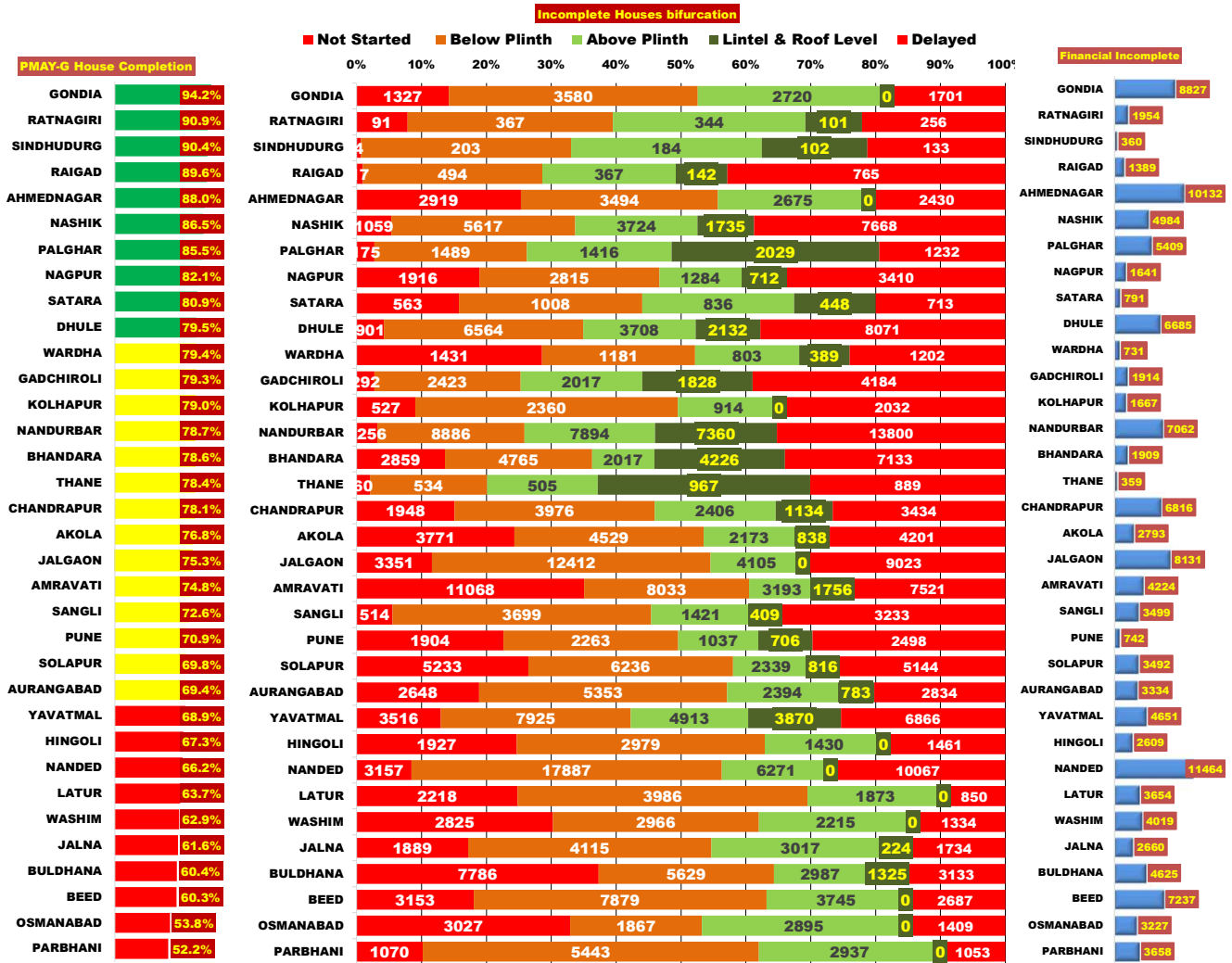
AURANGABAD	0
BULDHANA	0
GADCHIROLI	0
HINGOLI	0
JALNA	0
KOLHAPUR	0
LATUR	0
NAGPUR	0
PALGHAR	0
PARBHANI	0
RAIGAD	0
RATNAGIRI	0
SANGLI	0
SINDHUDURG	0
WARDHA	0
WASHIM	0
BHANDARA	1
DHULE	1
NASHIK	1
PUNE	1
YAVATMAL	1
AKOLA	3
OSMANABAD	3
BEED	5
JALGAON	5
NANDED	5
THANE	13
SOLAPUR	14
CHANDRAPUR	15
GONDIA	16
NANDURBAR	22
AHMEDNAGAR	28
SATARA	28
AMRAVATI	36

प्रधानमंत्री आवास योजना - ग्रामीण : भूमिहीन लाभार्थी अहवाल

Sr. No.	District	Google Sheet Report			AwaasSoft Report			
		Total Landless	Provided land	Remaining	Landless beneficiaries tagged in AwaasSoft	Landless beneficiaries provided land	Remaining Landless	Remaining Tag (provided land)
1	DHULE	18	18	0	18	18	0	0
2	GADCHIROLI	8	8	0	8	8	0	0
3	NANDURBAR	0	0	0	0	0	0	0
4	PALGHAR	11	11	0	11	11	0	0
5	RAIGAD	6	6	0	6	6	0	0
6	RATNAGIRI	23	23	0	23	23	0	0
7	SINDHUDURG	420	420	0	420	420	0	0
8	KOLHAPUR	257	239	18	257	227	30	12
9	THANE	127	69	58	127	60	67	9
10	NANDED	362	319	43	362	242	120	77
11	GONDIA	2450	2450	0	2450	2327	123	123
12	BEED	212	125	87	212	72	140	53
13	SANGLI	430	198	232	410	144	266	54
14	PARBHANI	331	63	268	331	54	277	9
15	SATARA	1304	660	644	1070	629	441	31
16	NASHIK	1803	1326	477	1824	1157	667	169
17	CHANDRAPUR	2769	1221	1548	2738	1510	1228	-289
18	WARDHA	2803	1488	1315	2729	1498	1231	-10
19	HINGOLI	1713	795	918	1713	466	1247	329
20	JALNA	1381	406	975	1374	85	1289	321
21	AURANGABAD	3297	1733	1564	3290	1807	1483	-74
22	NAGPUR	5089	3625	1464	4979	3471	1508	154
23	LATUR	2299	1121	1178	2310	486	1824	635
24	PUNE	2924	1611	1313	2780	880	1900	731
25	JALGAON	22958	20121	2837	22857	20925	1932	-804
26	BHANDARA	5802	3758	2044	5784	3747	2037	11
27	YAVATMAL	3612	1450	2162	3659	1290	2369	160
28	OSMANABAD	2470	287	2183	2468	56	2412	231
29	WASHIM	3457	1398	2059	3436	865	2571	533
30	AHMEDNAGAR	7756	4183	3573	7855	4450	3405	-267
31	AKOLA	7073	3935	3138	7373	3942	3431	-7
32	SOLAPUR	7302	3705	3597	7206	1408	5798	2297
33	BULDHANA	15197	8944	6253	15601	8011	7590	933
34	AMRAVATI	21559	11389	10170	21491	11387	10104	2
	Total	127223	77105	50118	127172	71682	55490	6874

प्रधानमंत्री आवास योजना ग्रामीण - पूर्ण घरकूले

Sr. No.	Division	Sanction	08.06.2023	09.06.2023	Daily Achievement	Remaining	Avg. Completed Per Day From 20.11.22 to Today	To be Completed in Per Day till 15.08.23
1	NAGPUR DIV.	291007	245034	245236	202	45771	185	683
2	KONKAN DIV.	69598	59872	60010	138	9588	53	143
3	AURANGABAD DIV.	237281	150176	150251	75	87030	212	1299
4	AMRAVATI DIV.	274061	193199	193268	69	80793	180	1206
5	NASHIK DIV.	413408	335725	335778	53	77630	260	1159
6	PUNE DIV.	122786	89756	89790	34	32996	62	492
Total		1408141	1073762	1074333	571	333808	951	4982



प्रधानमंत्री आवास योजना ग्रामीण - पूर्ण घरकूले

Sr. No.	District	Sanction	08.06.2023	09.06.2023	Daily Achievement	Remaining	Aug. Completed Per Day From 20.11.22 to Today	To be Completed in Per Day till 15.08.23
1	PALGHAR	35188	29980	30079	99	5109	26	76
2	CHANDRAPUR	42937	33438	33525	87	9412	36	140
3	GONDIA	96124	90519	90571	52	5553	65	83
4	YAVATMAL	65094	44842	44878	36	20216	57	302
5	AURANGABAD	36514	25302	25337	35	11177	31	167
6	BHANDARA	64904	51007	51037	30	13867	35	207
7	THANE	9586	7494	7520	26	2066	5	31
8	GADCHIROLI	31615	25057	25078	21	6537	26	98
9	SATARA	14949	12073	12094	21	2855	14	43
10	JALGAON	79152	59623	59639	16	19513	48	291
11	LATUR	20493	13030	13046	16	7447	23	111
12	NASHIK	89683	77532	77548	16	12135	54	181
13	BULDHANA	44696	26966	26979	13	17717	30	264
14	AMRAVATI	95138	71122	71134	12	24004	47	358
15	NANDURBAR	118958	93551	93562	11	25396	39	379
16	NAGPUR	36920	30312	30322	10	6598	12	98
17	SOLAPUR	48358	33725	33734	9	14624	19	218
18	JALNA	24023	14801	14808	7	9215	21	138
19	PARBHANI	19062	9938	9944	6	9118	19	136
20	SINDHUDURG	5133	4634	4640	6	493	5	7
21	AHMEDNAGAR	60698	53412	53417	5	7281	76	109
22	DHULE	64917	51607	51612	5	13305	43	199
23	WASHIM	20355	12805	12810	5	7545	24	113
24	HINGOLI	18083	12159	12163	4	5920	16	88
25	NANDED	69463	45950	45954	4	23509	63	351
26	PUNE	20288	14374	14378	4	5910	9	88
27	RAIGAD	9820	8799	8803	4	1017	3	15
28	AKOLA	48778	37464	37467	3	11311	22	169
29	BEED	35253	21259	21262	3	13991	25	209
30	RATNAGIRI	9871	8965	8968	3	903	14	13
31	WARDHA	18507	14701	14703	2	3804	11	57
32	KOLHAPUR	17585	13895	13895	0	3690	9	55
33	OSMANABAD	14390	7737	7737	0	6653	15	99
34	SANGLI	21606	15689	15689	0	5917	11	88
Total		1408141	1073762	1074333	571	333808	951	4982

राज्यपुरस्कृत आवास योजना ग्रामीण - मंजूरी

Sr. No.	Division	Target	08.06.2023	09.06.2023	Daily_Achievement	Remaining
1	NAGPUR DIV.	119276	98882	98995	117	20281
2	AURANGABAD DIV.	200327	172198	172278	80	28049
3	NASHIK DIV.	141552	114173	114246	73	27306
4	AMRAVATI DIV.	110155	96366	96407	41	13748
5	KONKAN DIV.	34744	32174	32187	13	2557
6	PUNE DIV.	65859	63413	63414	1	2445
Total		671913	577206	577527	325	94386

Sr. No.	District	Target	08.06.2023	09.06.2023	Daily_Achievement	Remaining	Remaining Sanction RANK
1	CHANDRAPUR	40285	31293	31401	108	8884	SATARA 0
2	DHULE	21790	18272	18345	73	3445	SINHUUDURG 33
3	YAVATMAL	30045	27712	27753	41	2292	SANGLI 128
4	NANDED	26760	22067	22105	38	4655	KOLHAPUR 189
5	LATUR	28004	26382	26415	33	1589	SOLAPUR 235
6	RAIGAD	7418	6882	6895	13	523	PALGHAR 283
7	GADCHIROLI	16834	15349	15358	9	1476	RATNAGIRI 439
8	OSMANABAD	24853	17147	17156	9	7697	RAIGAD 523
9	SOLAPUR	18718	18482	18483	1	235	AURANGABAD 712
10	AHMEDNAGAR	35298	34499	34499	0	799	BEED 759
11	AKOLA	23681	17832	17832	0	5849	GONDIA 767
12	AMRAVATI	23224	19912	19912	0	3312	AHMEDNAGAR 799
13	AURANGABAD	26141	25429	25429	0	712	WASHIM 936
14	BEED	26878	26119	26119	0	759	JALNA 1260
15	BHANDARA	18458	15606	15606	0	2852	THANE 1279
16	BULDHANA	21702	20343	20343	0	1359	BULDHANA 1359
17	HINGOLI	27298	18035	18035	0	9263	GADCHIROLI 1476
18	JALGAON	25851	24354	24354	0	1497	JALGAON 1497
19	JALNA	20609	19349	19349	0	1260	LATUR 1589
20	KOLHAPUR	13090	12901	12901	0	189	WARDHA 1883
21	NAGPUR	16291	11872	11872	0	4419	PUNE 1893
22	NANDURBAR	26578	14141	14141	0	12437	PARBHANI 2114
23	NASHIK	32035	22907	22907	0	9128	YAVATMAL 2292
24	PALGHAR	11792	11509	11509	0	283	BHANDARA 2852
25	PARBHANI	19784	17670	17670	0	2114	AMRAVATI 3312
26	PUNE	14672	12779	12779	0	1893	DHULE 3445
27	RATNAGIRI	7129	6690	6690	0	439	NAGPUR 4419
28	SANGLI	8732	8604	8604	0	128	NANDED 4655
29	SATARA	10647	10647	10647	0	0	AKOLA 5849
30	SINHUUDURG	2141	2108	2108	0	33	OSMANABAD 7697
31	THANE	6264	4985	4985	0	1279	CHANDRAPUR 8884
32	WARDHA	13147	11264	11264	0	1883	NASHIK 9128
33	WASHIM	11503	10567	10567	0	936	HINGOLI 9263
34	GONDIA	14261	13498	13494	-4	767	NANDURBAR 12437
Total		671913	577206	577527	325	94386	

राज्यपुरस्कृत आवास योजना ग्रामीण - पूर्ण घरकुले

Sr. No.	Division	Sanction	08.06.2023	09.06.2023	Daily Achievement	Remaining	Aug. Completed Per Day From 20.11.22 to Today	To be Completed in Per Day till 15.08.23
1	AURANGABAD DIV.	172278	107936	108051	115	64227	89	959
2	KONKAN DIV.	32187	24536	24609	73	7578	16	113
3	NAGPUR DIV.	98995	71526	71596	70	27399	45	409
4	AMRAVATI DIV.	96407	67604	67656	52	28751	57	429
5	NASHIK DIV.	114246	90668	90698	30	23548	63	351
6	PUNE DIV.	63414	52667	52689	22	10725	23	160
	Total	577527	414937	415299	362	162228	293	2421

राज्य योजना अपूर्ण घरकुले

Sr. No.	District	रमाई आवास योजना	शहरी आवास योजना	आदीम आवास योजना	पारधी आवास योजना	य.च.मु.व योजना	धनगर आवास योजना	Completion%
1	SINDHUDURG	110	3	2	0	0	0	94.5%
2	RATNAGIRI	485	29	5	0	12	0	92.1%
3	SATARA	906	43	0	0	50	0	90.6%
4	AHMEDNAGAR	2742	2045	0	16	20	0	86.0%
5	KOLHAPUR	1698	12	0	0	28	0	83.7%
6	NASHIK	2825	991	25	33	0	0	83.1%
7	SOLAPUR	3317	84	0	8	1	0	81.6%
8	SANGLI	1588	8	0	4	0	0	81.4%
9	BHANDARA	1652	1411	0	0	0	0	80.3%
10	WARDHA	1257	821	174	2	0	0	80.0%
11	PUNE	1954	557	56	50	0	10	79.5%
12	THANE	284	411	380	0	0	0	78.4%
13	NAGPUR	1028	1574	0	6	6	2	78.0%
14	GONDIA	1525	1500	0	0	0	0	77.6%
15	PARBHANI	4014	207	0	0	0	0	76.1%
16	NANDURBAR	1135	2318	0	0	0	0	75.6%
17	JALGAON	3938	2381	0	75	0	0	73.7%
18	GADCHIROLI	1530	2351	297	0	0	0	72.8%
19	AMRAVATI	4342	815	0	33	228	52	72.8%
20	DHULE	2630	2360	0	14	0	0	72.7%
21	LATUR	7278	158	0	0	0	0	71.8%
22	AKOLA	4714	357	0	35	0	0	71.4%
23	WASHIM	2323	751	0	2	0	0	70.9%
24	RAIGAD	294	1562	241	0	0	0	69.6%
25	BULDHANA	5724	446	0	19	0	0	69.3%
26	YAVATMAL	2763	3361	2540	137	107	0	67.9%
27	PALGHAR	73	3478	209	0	0	0	67.3%
28	OSMANABAD	5962	96	0	42	141	52	63.6%
29	AURANGABAD	8416	1379	0	7	0	0	61.5%
30	CHANDRAPUR	4260	5943	197	15	1840	361	61.0%
31	JALNA	7539	91	0	11	32	0	60.1%
32	BEED	10626	515	0	8	0	0	57.3%
33	NANDED	9075	403	51	0	0	0	56.9%
34	HINGOLI	6273	1851	0	0	0	0	55.0%
	Total	114280	40312	4177	517	2465	477	71.9%

राज्यपुरस्कृत आवास योजना ग्रामीण - पूर्ण घरकूले

Sr. No.	District	Sanction	08.06.2023	09.06.2023	Daily Achievement	Remaining	Avg. Completed Per Day From 20.11.22 to Today	To be Completed in Per Day till 15.08.23
1	LATUR	26415	18928	18979	51	7436	14	111
2	PALGHAR	11509	7709	7749	40	3760	7	56
3	CHANDRAPUR	31401	19116	19146	30	12255	13	183
4	RAIGAD	6895	4772	4798	26	2097	3	31
5	YAVATMAL	27753	18824	18845	21	8908	15	133
6	AURANGABAD	25429	15607	15627	20	9802	10	146
7	AMRAVATI	19912	14476	14494	18	5418	10	81
8	GONDIA	13494	10451	10469	18	3025	9	45
9	HINGOLI	18035	9894	9911	17	8124	7	121
10	JALGAON	24354	17947	17960	13	6394	11	95
11	JALNA	19349	11611	11624	13	7725	22	115
12	PUNE	12779	10150	10162	12	2617	5	39
13	WARDHA	11264	9000	9010	10	2254	7	34
14	BEED	26119	14961	14970	9	11149	13	166
15	BHANDARA	15606	12526	12533	7	3073	4	46
16	SATARA	10647	9641	9648	7	999	5	15
17	BULDHANA	20343	14096	14102	6	6241	15	93
18	THANE	4985	3904	3910	6	1075	2	16
19	DHULE	18345	13336	13341	5	5004	9	75
20	NANDURBAR	14141	10683	10688	5	3453	6	52
21	WASHIM	10567	7484	7489	5	3078	8	46
22	AHMEDNAGAR	34499	29672	29676	4	4823	25	72
23	NANDED	22105	12572	12576	4	9529	10	142
24	NAGPUR	11872	9255	9258	3	2614	3	39
25	NASHIK	22907	19030	19033	3	3874	12	58
26	AKOLA	17832	12724	12726	2	5106	9	76
27	GADCHIROLI	15358	11178	11180	2	4178	9	62
28	SANGLI	8604	7002	7004	2	1600	3	24
29	PARBHANI	17670	13448	13449	1	4221	4	63
30	RATNAGIRI	6690	6158	6159	1	531	3	8
31	SOLAPUR	18483	15072	15073	1	3410	6	51
32	KOLHAPUR	12901	10802	10802	0	2099	4	31
33	OSMANABAD	17156	10915	10915	0	6241	9	93
34	SINDHUDURG	2108	1993	1993	0	115	1	2
Total		577527	414937	415299	362	162228	293	2421

प्रधानमंत्री आवास योजना ग्रामीण - हप्ते वितरण

Sr. No.	Division	1st Installment (Daily Achivement)	1st Installment Remaining	2nd Installment (Daily Achivement)	2nd Installment Remaining	3rd Installment (Daily Achivement)	3rd Installment Remaining
1	AMRAVATI DIV.	83	28899	307	29082	379	15481
2	AURANGABAD DIV.	73	19058	328	49509	280	24562
3	NAGPUR DIV.	32	9569	128	18740	241	11247
4	NASHIK DIV.	46	9486	116	36973	125	22106
5	PUNE DIV.	4	8615	32	15566	80	6547
6	KONKAN DIV.	0	344	9	3087	21	2816
Total		238	75971	920	152957	1126	82759

PMAY-G 1st Ins Pending

SINDHUDURG	4
RAIGAD	14
THANE	60
RATNAGIRI	91
PALGHAR	175
GADCHIROLI	269
SANGLI	388
KOLHAPUR	527
SATARA	563
DHULE	901
NASHIK	1059
PARBHANI	1070
NANDURBAR	1256
GONDIA	1327
WARDHA	1431
NAGPUR	1787
JALNA	1859
CHANDRAPUR	1896
PUNE	1904
HINGOLI	1927
LATUR	2218
AURANGABAD	2647
WASHIM	2822
BHANDARA	2859
AHMEDNAGAR	2919
OSMANABAD	3027
BEED	3153
NANDED	3157
JALGAON	3351
YAVATMAL	3508
AKOLA	3771
SOLAPUR	5233
BULDHANA	7776
AMRAVATI	11022

PMAY-G 2nd Ins Pending

SINDHUDURG	203
RATNAGIRI	367
RAIGAD	494
THANE	534
SATARA	1008
WARDHA	1181
PALGHAR	1489
OSMANABAD	1867
PUNE	2263
KOLHAPUR	2360
GADCHIROLI	2423
NAGPUR	2815
WASHIM	2966
HINGOLI	2979
AHMEDNAGAR	3494
GONDIA	3580
SANGLI	3699
CHANDRAPUR	3976
LATUR	3986
JALNA	4115
AKOLA	4529
BHANDARA	4765
AURANGABAD	5353
PARBHANI	5443
NASHIK	5617
BULDHANA	5629
SOLAPUR	6236
DHULE	6564
BEED	7879
YAVATMAL	7925
AMRAVATI	8033
NANDURBAR	8886
JALGAON	12412
NANDED	17887

PMAY-G 3rd Ins Pending

SINDHUDURG	184
RATNAGIRI	344
RAIGAD	367
THANE	505
WARDHA	803
SATARA	836
KOLHAPUR	914
PUNE	1037
NAGPUR	1284
PALGHAR	1416
SANGLI	1421
HINGOLI	1430
LATUR	1873
GADCHIROLI	2017
BHANDARA	2017
AKOLA	2173
WASHIM	2215
SOLAPUR	2339
AURANGABAD	2394
CHANDRAPUR	2406
AHMEDNAGAR	2675
GONDIA	2720
OSMANABAD	2895
PARBHANI	2937
BULDHANA	2987
JALNA	3017
AMRAVATI	3193
DHULE	3708
NASHIK	3724
BEED	3745
JALGAON	4105
YAVATMAL	4913
NANDED	6271
NANDURBAR	7894

प्रधानमंत्री आवास योजना ग्रामीण - हप्ते वितरण

Sr. No.	District	1st Installment (Daily Achivement)	1st Installment Remaining	2nd Installment (Daily Achivement)	2nd Installment Remaining	3rd Installment (Daily Achivement)	3rd Installment Remaining
1	NANDED	27	3157	150	17887	122	6271
2	AKOLA	38	3771	110	4529	104	2173
3	YAVATMAL	17	3508	48	7925	110	4913
4	CHANDRAPUR	13	1896	77	3976	84	2406
5	JALGAON	44	3351	55	12412	69	4105
6	BULDHANA	13	7776	59	5629	74	2987
7	JALNA	7	1859	76	4115	60	3017
8	BEED	37	3153	47	7879	32	3745
9	AMRAVATI	5	11022	41	8033	55	3193
10	WASHIM	10	2822	49	2966	36	2215
11	GONDIA	7	1327	8	3580	63	2720
12	NANDURBAR	0	1256	30	8886	38	7894
13	BHANDARA	6	2859	19	4765	34	2017
14	KOLHAPUR	0	527	8	2360	45	914
15	NAGPUR	5	1787	11	2815	33	1284
16	NASHIK	0	1059	31	5617	18	3724
17	LATUR	0	2218	19	3986	27	1873
18	HINGOLI	0	1927	10	2979	29	1430
19	SOLAPUR	4	5233	18	6236	12	2339
20	GADCHIROLI	0	269	12	2423	14	2017
21	PARBHANI	1	1070	17	5443	6	2937
22	SINDHUDURG	0	4	5	203	18	184
23	WARDHA	1	1431	1	1181	13	803
24	AURANGABAD	1	2647	9	5353	4	2394
25	PUNE	0	1904	1	2263	11	1037
26	SANGLI	0	388	3	3699	8	1421
27	SATARA	0	563	2	1008	4	836
28	RATNAGIRI	0	91	1	367	3	344
29	AHMEDNAGAR	2	2919	0	3494	0	2675
30	PALGHAR	0	175	2	1489	0	1416
31	RAIGAD	0	14	1	494	0	367
32	DHULE	0	901	0	6564	0	3708
33	OSMANABAD	0	3027	0	1867	0	2895
34	THANE	0	60	0	534	0	505
	Total	238	75971	920	152957	1126	82759

राज्यपुरस्कृत आवास योजना ग्रामीण - हप्ते वितरण

Sr. No.	Division	1st Installment (Daily Achivement)	1st Installment Remaining	2nd Installment (Daily Achivement)	2nd Installment Remaining	3rd Installment (Daily Achivement)	3rd Installment Remaining
1	AURANGABAD DIV.	348	16417	361	29834	272	13496
2	NAGPUR DIV.	213	6664	114	11869	115	4075
3	KONKAN DIV.	25	1095	78	2532	78	1652
4	AMRAVATI DIV.	23	3758	59	11877	82	6341
5	NASHIK DIV.	38	4359	46	9212	55	5354
6	PUNE DIV.	3	1910	14	4262	11	2194
Total		650	34203	672	69586	613	33112

State Schemes 1st Ins Pending

SINDHUDURG	13
RATNAGIRI	52
THANE	64
SATARA	74
NANDURBAR	79
SANGLI	172
NASHIK	222
PUNE	257
WARDHA	309
AKOLA	332
WASHIM	365
GADCHIROLI	398
BHANDARA	452
DHULE	453
RAIGAD	479
PALGHAR	487
AMRAVATI	535
PARBHANI	652
BULDHANA	657
SOLAPUR	661
KOLHAPUR	746
NAGPUR	822
GONDIA	878
JALNA	1075
LATUR	1157
AHMEDNAGAR	1492
OSMANABAD	1618
YAVATMAL	1869
JALGAON	2113
BEED	2260
HINGOLI	2795
AURANGABAD	3415
NANDED	3445
CHANDRAPUR	3805

State Schemes 2nd Ins Pending

SINDHUDURG	54
RATNAGIRI	130
THANE	349
SATARA	383
RAIGAD	610
SANGLI	753
KOLHAPUR	835
PUNE	874
NANDURBAR	883
WARDHA	989
NAGPUR	1080
BHANDARA	1140
GONDIA	1282
PALGHAR	1389
SOLAPUR	1417
GADCHIROLI	1453
WASHIM	1510
NASHIK	1587
BULDHANA	1889
JALGAON	2167
AHMEDNAGAR	2244
DHULE	2331
PARBHANI	2460
AKOLA	2466
AMRAVATI	2484
JALNA	2967
OSMANABAD	3259
LATUR	3512
YAVATMAL	3528
AURANGABAD	3559
HINGOLI	3794
NANDED	5010
BEED	5273
CHANDRAPUR	5925

State Schemes 3rd Ins Pending

SINDHUDURG	34
RATNAGIRI	105
SATARA	246
THANE	252
KOLHAPUR	330
NAGPUR	333
SANGLI	365
BHANDARA	370
WARDHA	427
RAIGAD	496
GONDIA	580
PUNE	592
SOLAPUR	661
PALGHAR	765
WASHIM	803
NASHIK	866
PARBHANI	975
NANDURBAR	981
AMRAVATI	1023
DHULE	1081
CHANDRAPUR	1162
HINGOLI	1196
GADCHIROLI	1203
AHMEDNAGAR	1205
AKOLA	1205
JALGAON	1221
OSMANABAD	1324
BULDHANA	1362
NANDED	1399
AURANGABAD	1634
LATUR	1870
YAVATMAL	1948
JALNA	2363
BEED	2735

राज्यपुरस्कृत आवास योजना ग्रामीण -हप्ते वितरण

Sr. No.	District	1st Installment (Daily Achivement)	1st Installment Remaining	2nd Installment (Daily Achivement)	2nd Installment Remaining	3rd Installment (Daily Achivement)	3rd Installment Remaining
1	NANDED	175	3445	60	5010	43	1399
2	CHANDRAPUR	172	3805	43	5925	28	1162
3	HINGOLI	55	2795	105	3794	74	1196
4	BEED	38	2260	99	5273	74	2735
5	AURANGABAD	70	3415	32	3559	24	1634
6	THANE	10	64	54	349	30	252
7	GADCHIROLI	19	398	31	1453	42	1203
8	AHMEDNAGAR	30	1492	15	2244	28	1205
9	PARBHANI	7	652	36	2460	17	975
10	PALGHAR	8	487	16	1389	31	765
11	WASHIM	2	365	21	1510	28	803
12	GONDIA	15	878	17	1282	15	580
13	LATUR	2	1157	20	3512	22	1870
14	YAVATMAL	14	1869	18	3528	12	1948
15	AMRAVATI	3	535	11	2484	25	1023
16	WARDHA	0	309	11	989	19	427
17	RAIGAD	7	479	8	610	14	496
18	JALNA	1	1075	9	2967	18	2363
19	BULDHANA	2	657	9	1889	15	1362
20	NAGPUR	7	822	9	1080	10	333
21	JALGAON	5	2113	3	2167	15	1221
22	DHULE	1	453	12	2331	8	1081
23	SOLAPUR	3	661	10	1417	8	661
24	NASHIK	2	222	12	1587	4	866
25	SATARA	-1	74	4	383	2	246
26	AKOLA	2	332	0	2466	2	1205
27	BHANDARA	0	452	3	1140	1	370
28	NANDURBAR	0	79	4	883		981
29	SINDHUDURG	0	13	0	54	2	34
30	KOLHAPUR	0	746	0	835	1	330
31	RATNAGIRI	0	52	0	130	1	105
32	OSMANABAD	0	1618	0	3259	0	1324
33	PUNE	0	257	0	874	0	592
34	SANGLI	0	172	0	753	0	365
	Total	650	34203	672	69586	613	33112

प्रधानमंत्री आवास योजना ग्रामीण - Delayed Houses

■ पहिला हप्ता मिळाल्यानंतर १२ महिने उलटूनही अपूर्ण घरकुले
 ■ पहिला हप्ता मिळाल्यानंतर १८ महिने उलटूनही अपूर्ण घरकुले
 ■ पहिला हप्ता मिळाल्यानंतर १० दिवसानंतरही दुसरा हप्ता न मिळालेले घरकुले

■ दुसरा हप्ता मिळाल्यानंतर १० दिवसानंतरही तिसरा हप्ता न मिळालेले घरकुले
 ■ तिसरा हप्ता मिळाल्यानंतर १० दिवसानंतरही अपूर्ण घरांची संख्या

जिल्हा	पहिला हप्ता मिळाल्यानंतर १२ महिने उलटूनही अपूर्ण घरकुले	पहिला हप्ता मिळाल्यानंतर १८ महिने उलटूनही अपूर्ण घरकुले	पहिला हप्ता मिळाल्यानंतर १० दिवसानंतरही दुसरा हप्ता न मिळालेले घरकुले	दुसरा हप्ता मिळाल्यानंतर १० दिवसानंतरही तिसरा हप्ता न मिळालेले घरकुले	तिसरा हप्ता मिळाल्यानंतर १० दिवसानंतरही अपूर्ण घरांची संख्या
AHMEDNAGAR	2430	1576	3189	1725	32
AKOLA	4201	3363	3540	863	562
AMRAVATI	7521	5331	6853	1496	1042
AURANGABAD	2834	2195	4841	1128	503
BEED	2687	1795	6741	1832	441
BHANDARA	7133	4910	4350	793	2286
BULDHANA	3133	2101	4184	928	754
CHANDRAPUR	3434	1910	3347	782	319
DHULE	8071	4010	5737	2366	1653
GADCHIROLI	4184	2359	2200	1199	983
GONDIA	1701	1580	3069	1072	119
HINGOLI	1461	646	2651	508	106
JALGAON	9023	6442	10916	2109	649
JALNA	1734	1056	3479	928	359
KOLHAPUR	2032	706	2238	312	85
LATUR	850	692	3097	511	45
NAGPUR	3410	2264	2512	434	579
NANDED	10067	8466	14720	2131	315
NANDURBAR	13800	9852	8044	4953	5535
NASHIK	7668	3485	4882	2116	1477
OSMANABAD	1409	576	1264	526	9
PALGHAR	1232	611	1236	724	702
PARBHANI	1053	713	4778	753	143
PUNE	2498	1685	1954	577	549
RAIGAD	765	234	467	253	163
RATNAGIRI	256	39	330	159	86
SANGLI	3233	2219	3313	618	206
SATARA	713	345	840	277	187
SINDDHURG	133	74	192	67	23
SOLAPUR	5144	4499	5160	1251	584
THANE	889	187	501	213	381
WARDHA	1202	758	943	239	224
WASHIM	1334	789	2371	505	56
YAVATMAL	6866	4195	6813	1893	1755